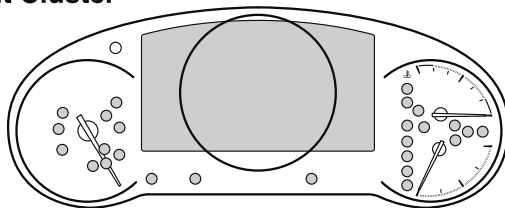


Instrument Cluster and Display

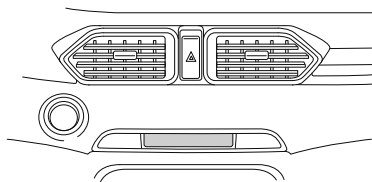
▼ Warning/Indicator Lights

Instrument Cluster varies depending on model and specifications.

Instrument Cluster










Center of Dashboard


















Warning lights will appear in any of the highlighted areas

▼ Warning Indication/Warning Lights



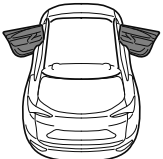
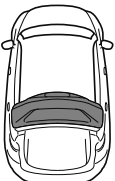

These lights turn on or flash to notify the user of the system operation status or a system malfunction.

Signal	Warning	Page
 BRAKE	Brake System Warning Indication/Warning Light*1*2	7-24
 ABS	ABS Warning Light*1	Electronic Brake Force Distribution System Warning 7-24
		ABS warning 7-26
	Charging System Warning Indication/Warning Light*1	7-24
	Engine Oil Warning Light*1	7-24
	High Engine Coolant Temperature Warning Indication	7-24
	Power Steering Malfunction Indication	7-24
	Master Warning Indication/Warning Light	7-26

Instrument Cluster and Display

Signal	Warning	Page
	Electric Parking Brake (EPB) Warning Indication/Warning Light* ¹	7-26
	Check Engine Light* ¹	7-26
AT	Automatic Transaxle Warning Indication	7-26
4WD	*AWD Warning Indication	7-26
	Air Bag/Front Seat Belt Pretensioner System Warning Light* ¹	7-26
	Tire Pressure Monitoring System Warning Light* ¹	Flashing 7-26
		Turns on 7-32
 (Amber/White)	KEY Warning Indication	Amber 7-26
		White 7-32
 (Amber)	High Beam Control System (HBC) Warning Indication/Warning Light* ¹	7-26
	Blind Spot Monitoring (BSM) Warning Indication	7-26
 (Amber)	Mazda Radar Cruise Control with Stop & Go function (MRCC with Stop & Go function) Warning Indication	7-26
	Lane-keep Assist System (LAS) & Lane Departure Warning System (LDWS) Warning Indication	7-26
	LED Headlight Warning Light* ¹	7-26
	Smart Brake Support/Smart City Brake Support (SBS/SCBS) Warning Indication	7-32
	Low Fuel Warning Indication/Warning Light	7-32
	Check Fuel Cap Warning Indication/Warning Light* ¹	7-32
	Engine Oil Level Warning Light* ¹	7-32
	Seat Belt Warning Light (Front seat)	7-32

Instrument Cluster and Display







Signal	Warning	Page
REAR  (Red)	Seat Belt Warning Light (Rear seat)	7-32
	Low Washer Fluid Level Warning Indication	7-32
	Door-Ajar Warning Indication	7-32
	Liftgate-Ajar Warning Indication	7-32
	Door-Ajar Warning Light	7-32

*1 The light turns on when the ignition is switched on for an operation check, and turns off a few seconds later or when the engine is started. If the light does not turn on or remains turned on, have the vehicle inspected at an Authorized Mazda Dealer.








*2 The light turns on continuously when the parking brake is applied.

▼ Indication/Indicator Lights





These lights turn on or flash to notify the user of the system operation status or a system malfunction.

Signal	Indicator	Page
REAR  (Green)	Seat Belt Indicator Light (Rear seat)	2-30
PASS AIRBAG OFF 	*Front Passenger Air Bag Deactivation Indicator Light* ¹	2-71
	Security Indicator Light* ¹	3-44
	Wrench Indication	4-28
	Shift Position Indication	4-64
	Lights-On Indication/Indicator Light	4-71

Instrument Cluster and Display

Signal	Indicator	Page
	Headlight High-Beam Indicator Light	Headlight High-Low Beam 4-74
		Flashing the Headlights 4-74
	Turn Signal/Hazard Warning Indicator Lights	Turn and Lane-Change Signals 4-77
		Hazard Warning Flasher 4-84
HOLD	AUTOHOLD Active Indicator Light* ¹	4-100
	Mazda Radar Cruise Control with Stop & Go function (MRCC with Stop & Go function) indicator Light	4-152
	TCS/DSC Indicator Light* ¹	Traction Control System (TCS) 4-105
		Dynamic Stability Control (DSC) 4-107
		Turns on 7-26
TCS OFF	TCS OFF Indicator Light* ¹	4-106
SPORT	Select Mode Indication	4-111
 (Green)	High Beam Control System (HBC) Indicator Light	4-121
	Blind Spot Monitoring (BSM) OFF Indicator Light* ¹	Malfunction 7-26
		Except malfunction 4-127
 (White)	Mazda Radar Cruise Control with Stop & Go function (MRCC with Stop & Go function) Main Indication	4-147
 (Green)	Mazda Radar Cruise Control with Stop & Go function (MRCC with Stop & Go function) Set Indication	4-147

Instrument Cluster and Display

Signal	Indicator	Page
	Lane-keep Assist System (LAS) & Lane Departure Warning System (LDWS) Indication	4-159
	Lane-keep Assist System (LAS) & Lane Departure Warning System (LDWS) OFF Indicator Light* ¹	4-163
	Smart City Brake Support (SCBS) Indication	Advanced Smart City Brake Support (Advanced SCBS) 4-169
		Smart City Brake Support (SCBS) 4-172
	Smart Brake Support/Smart City Brake Support (SBS/SCBS) OFF Indicator Light* ¹	Advanced Smart City Brake Support (Advanced SCBS) 4-169
		Smart City Brake Support (SCBS) 4-172
		Smart Brake Support (SBS) System 4-175

*1 The light turns on when the ignition is switched on for an operation check, and turns off a few seconds later or when the engine is started. If the light does not turn on or remains turned on, have the vehicle inspected at an Authorized Mazda Dealer.

▼ Wrench Indication



The wrench indication is displayed under the following conditions.

- When the preset maintenance period has arrived.
Refer to Maintenance Monitor on page 6-16.
- When the engine oil replacement period has arrived.

NOTE

- The wrench indication may display earlier than the preset period depending on vehicle usage conditions.
- Whenever the engine oil is replaced, a reset of the vehicle engine control unit is necessary.
Refer to Maintenance Monitor on page 6-16.