

# Service Information



Category <b>BODY AND ACCESSORIES</b>	<b>Technical Service Bulletin - Repair Guide</b>	Ref. No. R019/18	Page 1 / 7
Applicable Model CX-5 (CX-5 (KE),CX-5 (KF))		Date Issued Mar 21, 2018	Date Revised Feb 26, 2021

**REVISED**

## Subject: : CX-5 (KF) - Power Outer Mirror does not fold in

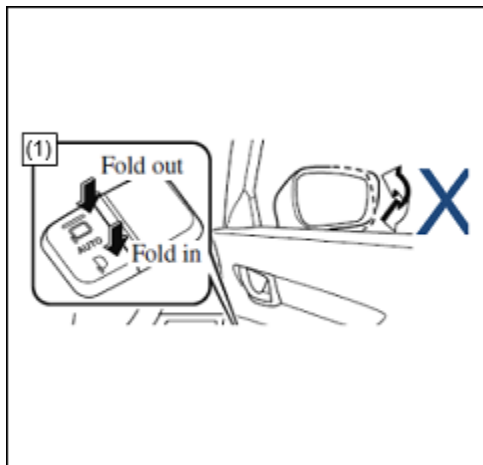
### Bulletins Notes

CX-5 (KF) with power folding mirrors

**Revision Note:** Due to further modification, related sections have been changed. Operation No. and Labor Hours have been simplified due to change in the repair procedure.

### Description

Some vehicles may exhibit a condition where the power outer mirror will not fold in and/or out when the outer mirror holding switch (1) is operated.




### CAUSE

1. Connecting part between the mirror frame and the inner base may be too tight to move.
2. The electric fold-in unit inside the outer mirror may be corrosion-damaged by water entry due to insufficient water tightness.
3. Friction around the shaft of the folding mechanism may increase.

# MASS PRODUCTION CHANGE

1. The hole (1) on the mirror frame connecting to the inner base is enlarged.
2. Overlapping part (2) of the water-proof sealing inside the electric fold-in unit (it cannot be seen from outside) has been extended.



3. Material of the washer has been changed and another washer has been added to the shaft.

## SUBJECT VIN & PRODUCTION DATE RANGE

**NOTE:** Vehicles within VIN range A are produced before mass production change 1.  
Vehicles within VIN range B are produced between mass production change 1 and mass production change 3.

**CX-5(KF) / (KE with VIN 600001~ for Russia)**  
**Japan Built**

Spec.	VIN Range		
		A	B

Europe (L.H.D. UK Specs.)	JMZ KF**** 00	600052 - 713164 750001 - 750212	713166 - 714133 750213 - 905731
	JMZ KF**** 00JMZ KF**** 00JMZ KF**** 00JMZ KF**** 90	-	100006 - 107431
Russia	JMZ KE*W** 00	600072 - 713162	713165 - 911662
	JMZ KE*W** 90	-	106506 - 10D7432
Production Date range		Feb. 1, 2017 – May. 19, 2018	May. 21, 2018 - Mar. 11, 2020

### Repair Procedure

If the customer concern has been reproduced, replace the electric fold-in unit with a modified one using the attached procedure.

**NOTE:** Judge if hole enlarging is necessary or not before reinstalling the electric fold-in unit according to the following table and the “SUBJECT VIN & PRODUCTION DATE RANGE”;

Repair	VIN range A	VIN range B
Hole enlarging	Necessary	Not necessary

If the subject vehicle belongs to VIN range A, perform the complete procedure including hole enlarging.

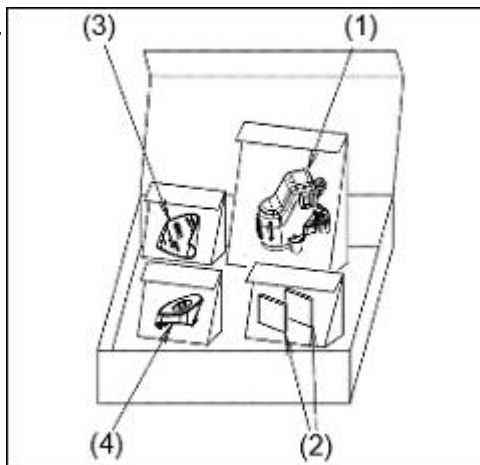
If the subject vehicle belongs to VIN range B, [HOLE ENLARGING] is not necessary.  
Skip to [INSTALLATION PROCEDURE] after performing the [REMOVAL PROCEDURE].

### Parts Information

Part Number	Description	Qty.	Remark
KBY1 69 16ZB	Electric Fold-in Unit Kit	1	For Left Mirror of R.H.D. Model
KBY1 69 15ZB		1	For Right Mirror of R.H.D. Model
KBY0 69 16ZB		1	For Left Mirror of L.H.D. Model
KBY0 69 15ZB		1	For Right Mirror of L.H.D. Model

**NOTE:** The kit includes the following parts.

1. Electric Fold-in Unit
2. Seal Packing (2)
3. Base Cover #1
4. Base Cover #2



**NOTE:** Since the modification has been implemented during the production of the part number with suffix **B**, it is necessary to check the suffix and the LOT number of the obtained parts as shown.

Part Number	For the repair
KBY*-69-1*Z	Do NOT use
KBY*-69-1*ZA	Do NOT use
KBY*-69-1*ZB	Depends on the LOT number
KBY*-69-1*ZC	To be used without checking the LOT number

LOT number	For the repair
0B19 or before	Do NOT use
0B20 or later	To be used

LOT number is printed on the label attached to the package.



The lot number is in **YMDD** format.

**Y** is the last digit of the year.

**M** is the month code A-L (A:Jan., B:Feb., C:Mar...).

**DD** is the date.

Example: 0C16 means 2020-March-16

Month code	Month	Month code	Month
A	January	G	July
B	February	H	August
C	March	I	September
D	April	J	October
E	May	K	November
F	June	L	December

#### Applicable VIN

Model Name	Carline Code	WMI	VDS	VIS Start Range	VIS End Range
CX-5	CX-5 (KE)	JMZ	KE*W**00	600072	911662
CX-5	CX-5 (KE)	JMZ	KE*W**90	106506	107432
CX-5	CX-5 (KF)	JMZ	KF****00	600052	714133
CX-5	CX-5 (KF)	JMZ	KF****00	750001	905731
CX-5	CX-5 (KF)	JMZ	KF****90	100006	107431

#### Warranty Information

Assembly group	S - Body
Subassembly group	18 -MIRRORS VISORS

Symptom Code	64 (Improper Operation)
Damage Code	9W (Internal Failure)
Causal Part No.	**** 69 16Z* / **** 69 15Z* Select the applicable part number from "PARTS INFORMATION".
Quantity	1
Operation No. and Labor Hours	Refer to the following tables.
Period Covered	Normal Warranty Period
Prior approval necessary	NO

#### VIN range A

**Operation:** Electric Fold-in Unit, R&R and Enlarging Hole

Operation No. and Labor Hours	<p>1) Without Side Camera</p> <p>XXRASARX / <b>0.9</b> Hrs. (One side) XXRASBRX / <b>1.6</b> Hrs. (Both Sides)</p> <p>2) With Side Camera, Without 360° view monitor system</p> <p>XXRASERX / <b>1.1</b> Hrs. (One side) XXRASFRX / <b>1.8</b> Hrs. (Both Sides)</p> <p>3) With Side Camera, With 360° view monitor system</p> <p>i. When camera aiming adjustment is completed by performing 360° view monitor system screen display verification procedure.</p> <p>XXRASGRX / <b>1.0</b> Hrs. (One side) XXRASHRX / <b>1.7</b> Hrs. (Both Sides)</p> <p>ii. When camera aiming adjustment is completed by performing 360° view monitor system screen display verification procedure Side Camera Aiming Procedure.</p> <p>XXRASLRX / <b>1.2</b> Hrs. (One side) XXRASMRX / <b>2.0</b> Hrs. (Both Sides)</p>
-------------------------------	------------------------------------------------------------------------------------------------------------------------------------------------------------------------------------------------------------------------------------------------------------------------------------------------------------------------------------------------------------------------------------------------------------------------------------------------------------------------------------------------------------------------------------------------------------------------------------------------------------------------------------------------------------------------------------------------------------------------------------------------------------------------------------------------------------------------------

**VIN range B**

**Operation:** Electric Fold-in Unit, R&R

Operation No. and Labor Hours	1) Without Side Camera
	XXP3AARX / <b>0.7</b> Hrs. (One side)
	XXP3ABRX / <b>1.2</b> Hrs. (Both Sides)
	2) With Side Camera, Without 360° view monitor system
	XXP3AERX / <b>0.9</b> Hrs. (One side)
	XXP3AFRX / <b>1.4</b> Hrs. (Both Sides)
	3) With Side Camera, With 360° view monitor system
	i. When camera aiming adjustment is completed by performing 360° view monitor system screen display verification procedure.
	XXP3AGRXX / <b>0.8</b> Hrs. (One side)
	XXP3AHRX / <b>1.3</b> Hrs. (Both Sides)
	ii. When camera aiming adjustment is completed by performing 360° view monitor system screen display verification procedure Side Camera Aiming Procedure.
	XXP3ALRX / <b>1.0</b> Hrs. (One side)
	XXP3AMRX / <b>1.6</b> Hrs. (Both Sides)