



2009 Tribute

SPECIFICATIONS & FEATURES DECK

PRODUCTION TIMING:

Job #1: June 2008

LINEUP:

GX
GS
GT

CONTENTS:

	Page(s)
Product Changes	2
Colour Guide	3
Colour, Trims & Model Line-up	4
Specifications	5-6
Equipment & Features	7-8
Equipment Walk	9

* Information contained herein is subject to change without notice.
E. & O. E.

April 14, 2008

2009 Mazda Tribute Product Changes

Power train/transmission

- New 2.5L I4 engine with 171 hp with 171 lb-ft torque
- New 3.0L V6 engine with 240 HP with 223 lb-ft torque
- New 6 Speed Automatic Transmission
- New sporty suspension with rear stabilizer bar

Exterior

- Easy fuel system (STD)
- New front fascia chin spoiler
- 4WD liftgate badge
- Satellite radio capability (GT only)
- Deleted nameplate badges from front doors

Interior

- New door trim inserts
- Dual media controls on steering wheel (GS & GT only)
- One-touch open/close moonroof control (GT only)
- Hill mode feature (enhanced hill ascent & descent performance only with 6AT)
- Exterior temperature information display (GT only)
- Auto door lock and unlock (AT only)

Colours

- 3 new exterior colours
 - Sport Blue - 38Y
 - Brilliant Silver - 38H
 - White Suede - A7A

Deleted colours

- 4 exterior colours
 - Oxford White - UB
 - Tungsten Grey Metallic - 32P
 - Marina Green Metallic - 36V
 - Light Ice Blue - 36W

E. & O. E.

2009 Mazda Tribute Colour Guide

Exterior:




Monterey Mica (36T)




Mystic Black (A2X)



Redfire Metallic (25W)



Light sage Mica (36X)



Brilliant Silver (38H)



Sporty Blue (38Y)




White Suede (A7A)

Interior:

Charcoal **cloth** (EE6)
(GX & GS)


Bolster



Insert




Seatback fabric



Charcoal **leather** (EE6)
(GT)


Bolster



Insert



Seatback fabric



Greystone **cloth** (EE7)

Bolster



Insert



Seatback fabric



Greystone **leather** (EE7)

Bolster



Insert



Seatback fabric



Disclaimer

This colour guide has been added to facilitate the ordering process. Although we have made every effort to match the colour and fabric, we cannot guarantee the images above are their exact equivalent.

E. & O. E.

2009 Tribute Colour & Trim:

<u>Effective from June 2008 production only</u>		Interior	
Exterior Colour	Code	GX & GS	GT
Mystic Black	A2X	Charcoal (EE6)	Charcoal (EE6)
White Suede*	A7A	Greystone (EE7)	Greystone (EE7)
Brilliant Silver*	38H	Charcoal (EE6)	Charcoal (EE6)
Monterey Mica	36T	Greystone (EE7)	Greystone (EE7)
Redfire Metallic	25W	Charcoal (EE6)	Charcoal (EE6)
Sport Blue*	38Y	Charcoal (EE6)	Charcoal (EE6)
Light Sage Mica	36X	Greystone (EE7)	Greystone (EE7)

*New exterior colours to 2009MY Tribute

EE6 = Panels: Charcoal with black inserts
Seats: Charcoal leather/cloth with black inserts

EE7 = Greystone with black inserts
Seats: Greystone leather/cloth with black inserts

2009 Tribute – Model Line-up:

Grade	Engine	Transmission	Model Codes
<u>2WD Models</u>			
GX	I4	5MT	WSXD59 AA00
GX	I4	6AT	WSXD79 AA00
GX	V6	6AT	WSXZ79 AA00
GS	V6	6AT	WSSZ79 AA00
<u>4WD Models</u>			
GX	I4	6AT	WTXD79 AA00
GX	V6	6AT	WTXZ79 AA00
GS	V6	6AT	WTSZ79 AA00
GT	V6	6AT	WTTZ79 AA00

E. & O. E

2009 Tribute Specifications

Engine

Type	2.5L I4	3.0L V6
Valve gear	DOHC 16-valve	DOHC 24-valve
Displacement	2261 cc	2967 cc
Bore and stroke	87.3 x 94.0 mm	89.0 x 79.5 mm
Compression ratio	9.7:1	10.3:1
Horsepower SAE net	171 @ 6000 rpm	240 @ 6550 rpm
Torque, SAE net lb-ft	171 @ 4500 rpm	223 @ 4300 rpm
Fuel system	Multiport electronic fuel injection	Multiport electronic fuel injection
Recommended fuel	Regular (87 octane)	Regular (87 octane)

Drivetrain

Type	Front-wheel drive All-wheel drive (optional)
4WD system	Active torque split
Transmission	5-speed manual 6-speed AT with overdrive

	<u>Manual I4</u>	<u>Automatic I4</u>	<u>Automatic V6</u>
Transmission	2WD	2WD & 4WD	2WD & 4WD
Gear ratios: 1st	3.500	3.500	2.899
2nd	1.875	1.871	1.571
3rd	1.250	1.000	1.000
4th	0.909	0.698	0.698
5th	0.700	---	---
Reverse	3.400	2.310	2.310
Final drive	4.133	4.229	3.776

Electrical System

Type	12 Volt
Battery	60AH, 590 CCA
Alternator	95A/150A
Starter	1.4kW
Ignition system	Coil-On-Plug Ignition (COP)

Chassis

Frame	Unibody with "Triple H" construction
Front suspension	Independent, MacPherson strut with coils springs, shock absorbers and stabilizer bar
Rear suspension	Multi-link with dual lateral links, rear stabilizer bars, trailing arms, and shock absorbers
Steering	Rack & pinion type with Electric Power Steering (EPS)
Steering ratio	17.7 : 1
Steering wheel turns	2.95 (lock to lock)
Min. turning circle	11.2 m (curb to curb)
Brakes	Power assisted ventilated front disc & rear drum brakes ABS with Electronic Brake Force Distribution (EBD) Front disc size: 303 Rear drum size: 254

E. & O. E.

2009 Tribute Specifications

Chassis (Cont'd)

Wheels	16" alloy
Tires	235/70R16 SWH Asym Treaded
Temporary spare tire	T145/90R17 Temporary spare tire
Curb weight	2WD: 1,466 (2.5L MT); 1,497 (2.5L AT); 1,522 (3.0L AT) 4WD: 1,561 (2.5L AT); 1,589 (3.0L AT)

Capacities

Seating	5
Washer fluid tank	4.5 L
Fuel tank	62 L
Engine Oil Capacity	4.7 L (I4) & 5.7 L (V6)
Coolant capacity	7.6 L (I4) & 10 L (V6)

External Dimensions (mm)

Wheelbase	2,619
Track (fr/rr)	1,552 / 1,533
Overall length	4,443
Overall width	2,065
Overall height	1,720
Ground clearance	216

Internal Dimensions

Headroom (fr/rr)	1,026 mm / 996 mm (w/o Moonroof) 998 mm / 953 mm / (w/ Moonroof)
Legroom (fr/rr)	1,057 mm / 904 mm
Shoulder room (fr/rr)	1,437 mm / 1,420 mm
Cargo length	882 mm (rear seat to tailgate)
Cargo width	1,249 mm (between quarter trims)
Height of luggage area	947 mm
Tailgate opening width	1,098 mm
Cargo volume	1,877 L (behind first row) 828 L (behind second row)
Passenger volume	2,816 L (w/o Moonroof) 2720.0L (w/ Moonroof)
Total volume	3,644 L (w/o Moonroof) 3,548 L (w/ Moonroof)

Fuel Economy Ratings (L/100km)

		2WD	
		2.5L I4 5MT	3.0L V6 6AT
City		9.4	11.7
Highway		7.1	8.2
		4WD	
		2.5L I4 6AT	3.0L V6 6AT
City		10.9	12.5
Highway		8.5	9.1

Towing capacity

2.5L I4	680 Kg (1,500 lbs)
3.0L V6	1,588 Kg (3,500 lbs)

E. & O. E.

2009 Tribute

EQUIPMENT AND FEATURES	GX	GS	GT
ENGINE & TRANSMISSION			
2.5L DOHC 16-valve 4-cylinder	S	-	-
3.0L DOHC 24-valve 6-cylinder	O	S	S
5-speed manual transmission	S	-	-
6-speed electronically controlled automatic transmission	O	S	S
Floor shift knob	S	S	S
Front wheel drive	S	S	-
Active torque split four wheel drive system	O	O	S
Trailer towing package (Class II Towing preparation, Frame-mounted Trailer Hitch & Wiring Harness)	-	S	S
Engine block heater*	S	S	S
SUSPENSION			
Front: Independent, MacPherson strut type, coil springs, shock absorbers	S	S	S
Rear: Multi-Link type with dual lateral links, trailing arms, coil springs, shock absorbers	S	S	S
Front and rear stabilizer bar	S	S	S
Rack & pinion type with Electric Power Steering (EPS)	S	S	S
Power-assisted front ventilated disc & rear drum brakes	S	S	S
TIRES & WHEELS			
16" alloy wheels	S	S	S
235/70R16 All-season T-rated tires	S	S	S
Temporary spare tire	S	S	S
Tire pressure monitoring system	S	S	S
EXTERIOR FEATURES			
Auto headlamps	-	-	S
Halogen headlamps	S	S	S
Fog lamps	S	S	S
Molded-in-color power and heated door mirrors	S	S	S
2-speed front windshield wipers with variable intermittent feature	S	S	S
2-speed rear wiper & washer	S	S	S
Front Grille with Chrome Garnish	S	S	S
Liftgate Molding with Chrome	S	S	S
Body-colour outer door handles	S	S	S
Roof Rails	S	S	S
Cross Bars for roof rails	V6	S	S
Solar tint glass on rear door glass, quarter glass and rear gate glass	S	-	-
Privacy glass on rear door glass, quarter glass and rear gate glass	-	S	S
Rear window defroster	S	S	S
Fixed mast antenna	S	S	S
INTERIOR FEATURES			
Manual air conditioning	S	S	S
Cruise control	AT	S	S
Tilt steering wheel	S	S	S
Power door locks (double action)	S	S	S
Auto door lock and unlock (AT only)	AT	S	S
Remote keyless entry system (includes two transmitters)	S	S	S
Illuminated entry with interior light delay	S	S	S
Power windows with driver's one-touch down feature on driver's door	S	S	S
Rear floor heat ducts	S	S	S
Retractable cargo area cover	-	S	S
Cargo area light	S	S	S
Driver and passenger sunvisors with covered vanity mirrors	S	S	S
Map lamps	S	S	S
Day/night rearview mirror	S	S	S
Front and rear door storage pockets	S	S	S
Exterior temperature information display	-	-	S
2 cup holders with enclosed storage bin in centre console	S	S	S

S = Standard O = Optional

E. & O. E.

2009 Tribute			
EQUIPMENT AND FEATURES	GX	GS	GT
INTERIOR FEATURES (continued)			
Overhead console with dual storage bins (normal roof)	-	S	-
Overhead console with single storage bin (Moonroof)	-	-	S
Seatback pockets on front seats	-	S	S
Front power outlet	S	S	S
Tray on floor console	S	S	S
Power-operated glass moonroof with interior sunshade	-	-	S
6-way adjustable power driver's seat	-	S	S
Driver's seat manual lumbar support	-	S	S
Heated front seats	-	-	S
Folding 60/40 rear seats with removable seat cushions	S	S	S
Cloth upholstery	S	S	-
Leather trimmed upholstery	-	-	S
Painted black center panel	S	-	-
Painted high gloss black center panel	AT	S	S
Inner Door handles – chrome	S	S	S
Polyurethane steering wheel	S	-	-
Leather wrapped steering wheel	-	S	S
Dual media controls on steering wheel	-	S	S
Coat hooks (1)	S	S	S
Driver's Side Foot Rest	S	S	S
Custom fitted floor mats	S	S	S
Headliner - Color-Keyed Cloth	S	S	S
Battery saver	S	S	S
Accessory off delay	S	S	S
Cluster warning lights: airbags, check engine, parking brake/brake fluid low, battery charge, oil pressure, turn signal, high beams, door ajar, anti-theft, hill mode (auto only), cruise control, ABS, 4x4, front fog "on", fasten seat belt with warning chime, low fuel level, tire pressure monitor	S	S	S
Cluster gauges: speedometer, engine coolant temperature, tachometer, fuel level	S	S	S
Resetable trip odometer	S	S	S
AUDIO SYSTEM			
AM/FM CD with 4 speakers	S	S	-
AM/FM 6-CD changer audio system with 7 speakers	-	-	S
Automatic volume control	-	-	S
Auxiliary audio input	S	S	S
Sirius satellite radio	-	-	S
SAFETY & SECURITY			
Anti-lock brake system (ABS) with Electronic Brake Force Distribution (EBD)	S	S	S
Dynamic Stability Control (DSC)	S	S	S
Traction Control System (TCS)	S	S	S
Rollover Stability Control (RSC)	S	S	S
Engine immobilizer theft deterrent system	S	S	S
Dual front air bags, side airbags and curtain airbags	S	S	S
Side impact bolsters	S	S	S
Height adjustable front & rear seat head restraints	S	S	S
Height adjustable front seat belts	S	S	S
ISO FIX child seat anchor	S	S	S
Child seat tether anchor (ceiling mounted, 3 locations)	S	S	S
3-point safety belts for all occupants	S	S	S
Child proof rear door locks	S	S	S
Driver and front passenger safety belt pretensioners	S	S	S

S = Standard O = Optional

E. & O. E.

2009 MY Tribute Equipment Walk

GX-I4 2WD

2.5L I4 engine
171 HP & 171 lb-ft of torque
5MT
Engine block heater
16" aluminium alloy wheel
235/70R16 A/S BSW Michelin tires
ABS brakes with EBD
Engine immobilizer
Dynamic Stability Control (DSC)
Roll-Over Stability Control (RSC)
Traction Control System (TCS)
Tire Pressure Monitoring System (TPMS)
Front stabilizer bar
Air conditioning
Auxiliary audio input
Power windows, door mirrors & door locks
Heated door mirrors
AM/FM CD with 4 speakers
60/40-split fold-down rear seatback
Fog lamps
Body coloured bumpers with lower valance moulded in colour
Roof rails
Black mesh front grille with chrome trim bar
Body-coloured outer door handles
Remote keyless entry
Dual front air bags
Dual front side air bags
Side air curtains for front and second row
Rear stabilizer bar
Easy fuel system
Auto door lock/unlock (AT only)

GS-V6

GX plus:

3.0L V6 Engine
240 HP & 223 lb-ft of torque
6-speed automatic transmission
Cruise control
Privacy glass
Roof rails with cross bars
Leather wrapped steering wheel
Retractable cargo area cover
6-way power driver's seat
Driver's seat lumbar support
Driver's and passenger seatback map pockets
Overhead console with dual storage bins
Trailer towing package
Dual media controls on steering wheel

GT

GS plus:

Active torque split All-Wheel drive system
AM/FM 6-CD changer audio system with 7 speakers
Auto headlamp control
Power sliding moonroof with sunshade
Overhead console with single storage bin
Leather trimmed upholstery
Heated front seats
Exterior temperature information display
Sirius satellite radio

6-speed Automatic Transmission

6AT
Cruise control

4WD*

Active torque split All-Wheel drive system
*requires Automatic Transmission

4WD

Active torque split four wheel drive system

3.0L 240hp V6 engine**

V6 engine
Cross Bars for roof rails