

Mazda 3 OBD Codes

Engine

DTC No.	Condition	MIL	DC	Monitor item	Memory function
P0011	CMP-timing over-advanced	ON	1	CCM	x
P0012	CMP-timing over-retarded	ON	2	CCM	x
P0031	Front HO2S heater control circuit low	ON	2	HO2S heater	x
P0032	Front HO2S heater control circuit high	ON	2	HO2S heater	x
P0037	Rear HO2S heater control circuit low	ON	2	HO2S heater	x
P0038	Rear HO2S heater control circuit high	ON	2	HO2S heater	x
P0102	MAF sensor circuit low input	ON	1	CCM	x
P0103	MAF sensor circuit high input	ON	1	CCM	x
P0111	IAT sensor circuit range/performance problem	ON	2	CCM	x
P0112	IAT sensor circuit low input	ON	1	CCM	x
P0113	IAT sensor circuit high input	ON	1	CCM	x
P0117	ECT sensor circuit low input	ON	1	CCM	x
P0118	ECT sensor circuit high input	ON	1	CCM	x
P0121	TP sensor circuit range/performance problem	ON	2	CCM	x
P0122	TP sensor circuit low input	ON	1	CCM	x
P0123	TP sensor circuit high input	ON	1	CCM	x
P0125	Insufficient coolant temperature for closed loop fuel control	ON	2	CCM	x
P0132	Front HO2S circuit high voltage	ON	2	HO2S	x
P0133	Front HO2S circuit slow response	ON	2	HO2S	x
P0134	Front HO2S circuit no activity detected	ON	2	HO2S	x
P0138	Rear HO2S circuit high voltage	ON	2	HO2S	x
P0140	Rear HO2S circuit no activity detected	ON	2	HO2S	x
P0300	Random misfire detected	Flash/ON	2	Misfire	x
P0301	Cylinder No.1 misfire detected	Flash/ON	2	Misfire	x
P0302	Cylinder No.2 misfire detected	Flash/ON	2	Misfire	x
P0303	Cylinder No.3 misfire detected	Flash/ON	2	Misfire	x
P0304	Cylinder No.4 misfire detected	Flash/ON	2	Misfire	x
P0327	KS circuit low input	ON	1	CCM	x
P0328	KS circuit high input	ON	1	CCM	x
P0335	CKP sensor circuit problem	ON	1	CCM	x
P0340	CMP sensor circuit problem	ON	1	CCM	x
P0403	EGR control circuit problem	ON	2	CCM	x
P0420	Catalyst system efficiency below threshold	ON	2	Catalyst	x
P0443	Purge solenoid valve circuit problem	ON	2	CCM	x
P0480	Cooling fan control circuit problem	OFF	1	Other	x
P0500	VSS circuit problem	ON	2	CCM	x

P0505	IAC system problem	OFF	-	-	-
P0506	IAC system RPM lower than expected	ON	2	CCM	x
P0507	IAC system RPM higher than expected	ON	2	CCM	x
P0511	IAC circuit problem	ON	1	CCM	x
P0550	PSP switch circuit problem	ON	2	CCM	x
P0602	PCM programming error	ON	1	CCM	x
P0610	PCM vehicle options error	ON	1	CCM	x
P0660*1	Variable intake-air control circuit/open	OFF	1	Other	x
P0668	PCM temperature sensor circuit low input	OFF	1	Other	x
P0669	PCM temperature sensor circuit high input	OFF	1	Other	x
P0703	Brake switch input circuit problem	ON	2	CCM	x
P0704	CPP switch input circuit problem	ON	2	CCM	x
P0706	Transaxle range (TR) switch circuit range/performance				
P0707	Transaxle range (TR) switch circuit low input				
P0708	Transaxle range (TR) switch circuit high input				
P0711	Transaxle fluid temperature (TFT) sensor circuit range/performance (stuck)				
P0712	Transaxle fluid temperature (TFT) sensor circuit malfunction (short to ground)				
P0713	Transaxle fluid temperature (TFT) sensor circuit malfunction (open circuit)				
P0715	Input/turbine speed sensor circuit malfunction				
P0731	Gear 1 incorrect (incorrect gear ratio detected)				
P0732	Gear 2 incorrect (incorrect gear ratio detected)				
P0733	Gear 3 incorrect (incorrect gear ratio detected)				
P0734	Gear 4 incorrect (incorrect gear ratio detected)				
P0741	Torque converter clutch (TCC) (stuck off)				
P0742	Torque converter clutch (TCC) (stuck on)				
P0745	Pressure control solenoid malfunction				
P0751	Shift solenoid A stuck off				
P0752	Shift solenoid A stuck on				
P0753	Shift solenoid A malfunction (electrical)				
P0756	Shift solenoid B stuck off				
P0757	Shift solenoid B stuck on				
P0758	Shift solenoid B malfunction (electrical)				
P0761	Shift solenoid C stuck off				
P0762	Shift solenoid C stuck on				
P0763	Shift solenoid C malfunction (electrical)				
P0766	Shift solenoid D stuck off				
P0767	Shift solenoid D stuck on				
P0768	Shift solenoid D malfunction (electrical)				
P0771	Shift solenoid E stuck off				

P0772	Shift solenoid E stuck on				
P0773	Shift solenoid E malfunction (electrical)				
P0850	Neutral switch input circuit problem	ON	2	CCM	x
P0894	Forward clutch torque transmission				
P1260	Immobilizer system problem	OFF	-	Other	-
P2006	Variable tumble control stuck close	ON	2	CCM	x
P2008	Variable tumble control circuit/open	ON	2	CCM	x
P2088	Variable valve timing control circuit low	ON	1	CCM	x
P2089	Variable valve timing control circuit high	ON	1	CCM	x
P2096	Target A/F feedback system too lean	ON	2	Fuel system	x
P2097	Target A/F feedback system too rich	ON	2	Fuel system	x
P2177	System too lean off idle	ON	2	Fuel system	x
P2178	System too rich off idle	ON	2	Fuel system	x
P2187	System too lean at idle	ON	2	Fuel system	x
P2188	System too rich at idle	ON	2	Fuel system	x
P2195	Front HO2S signal stuck lean	ON	2	HO2S	x
P2196	Front HO2S signal stuck rich	ON	2	HO2S	x
P2228	BARO sensor circuit low input	ON	1	CCM	x
P2229	BARO sensor circuit high input	ON	1	CCM	x
P2502	Charging system voltage problem	OFF	1	-	-
P2503	Charging system voltage low	OFF	1	-	-
P2504	Charging system voltage high	OFF	1	-	-
P2507	PCM power input signal low	ON	1	CCM	x
U0073	Control module communication bus off				
U0121	Lost communication with anti-lock brake system (ABS) control module				
U0155	Lost communication with instrument panel cluster (IPC) control module				

Brakes

DTC	System malfunction location
WDS	
B1317	Power supply system
B1318	Power supply system
B1342	ABS HU/CM (internal malfunction)
C1095	Pump motor, motor relay
C1141	LF ABS sensor rotor
C1142	RF ABS sensor rotor
C1143	LR ABS sensor rotor
C1144	RR ABS sensor rotor

C1145	RF ABS wheel-speed sensor
C1155	LF ABS wheel-speed sensor
C1165	RR ABS wheel-speed sensor
C1175	LR ABS wheel-speed sensor
C1233	LF ABS wheel-speed sensor/ABS sensor rotor
C1234	RF ABS wheel-speed sensor/ABS sensor rotor
C1235	RR ABS wheel-speed sensor/ABS sensor rotor
C1236	LR ABS wheel-speed sensor/ABS sensor rotor
C1267	ABS HU/CM (internal malfunction)
C1446	Brake switch
U1900	CAN line
U2012	CAN line
U2523	CAN line

Transmission

DTC	Condition	MIL	AT warning light illuminates	DC	Monitor item	Memory function
P0500	VSS circuit malfunction (MTX)					
	VSS circuit malfunction (ATX)	ON	YES	2	CCM	X
P0706	Transaxle range (TR) switch circuit range/performance	ON	YES	2	CCM	X
P0707	Transaxle range (TR) switch circuit low input	ON	YES	1	CCM	X
P0708	Transaxle range (TR) switch circuit high input	ON	YES	2	CCM	X
P0711	Transaxle fluid temperature (TFT) sensor circuit range/performance (stuck)	ON	NO	2	CCM	X
P0712	Transaxle fluid temperature (TFT) sensor circuit malfunction (short to ground)	ON	YES	1	CCM	X
P0713	Transaxle fluid temperature (TFT) sensor circuit malfunction (open circuit)	ON	YES	1	CCM	X
P0715	Input/turbine speed sensor circuit malfunction	ON	YES	1	CCM	X
P0731	Gear 1 incorrect (incorrect gear ratio detected)	OFF	YES	1	CCM	X
P0732	Gear 2 incorrect (incorrect gear ratio detected)	OFF	YES	1	CCM	X
P0733	Gear 3 incorrect (incorrect gear ratio detected)	OFF	YES	1	CCM	X
P0734	Gear 4 incorrect (incorrect gear ratio detected)	OFF	YES	1	CCM	X
P0741	Torque converter clutch (TCC) (stuck off)	OFF	YES	1	CCM	X
P0742	Torque converter clutch (TCC) (stuck on)	OFF	YES	1	CCM	X
P0745	Pressure control solenoid malfunction	OFF	YES	1	CCM	X
P0751	Shift solenoid A stuck off	ON	YES	2	CCM	X

P0752	Shift solenoid A stuck on	ON	YES	2	CCM	X
P0753	Shift solenoid A malfunction (electrical)	ON	YES	1	CCM	X
P0756	Shift solenoid B stuck off	ON	YES	2	CCM	X
P0757	Shift solenoid B stuck on	ON	YES	2	CCM	X
P0758	Shift solenoid B malfunction (electrical)	ON	YES	1	CCM	X
P0761	Shift solenoid C stuck off	ON	YES	2	CCM	X
P0762	Shift solenoid C stuck on	ON	YES	2	CCM	X
P0763	Shift solenoid C malfunction (electrical)	ON	YES	1	CCM	X
P0766	Shift solenoid D stuck off	ON	YES	2	CCM	X
P0767	Shift solenoid D stuck on	ON	YES	2	CCM	X
P0768	Shift solenoid D malfunction (electrical)	ON	YES	1	CCM	X
P0771	Shift solenoid E stuck off	ON	YES	2	CCM	X
P0772	Shift solenoid E stuck on	ON	YES	2	CCM	X
P0773	Shift solenoid E malfunction (electrical)	ON	YES	1	CCM	X
P0850	Neutral switch input circuit problem					
P0894	Forward clutch torque transmission	OFF	Yes	1	CCM	X

Steering System

DTC	Diagnosis system component
WDS	
B1238	EHPAS control module
B1317	Battery power supply
B1318	Battery power supply
B1342	EHPAS control module
B1352	Ignition power supply
B2141	EHPAS control module configuration
B2477	EHPAS control module configuration
C1099	Electric power steering oil pump (motor)
C1278	P/S angle sensor
C1956	P/S angle sensor
U0073	CAN bus communication error
U0100	Lost communication with the PCM
U2023	Fault received from other modules

Heating, Ventilation, Air Condition

DTC	System malfunction location
B1251	Cabin temperature sensor
B1253	Cabin temperature sensor
B1260	Solar radiation sensor
B1261	Solar radiation sensor
B1274	Airflow mode actuator (potentiometer)
B1275	Airflow mode actuator (potentiometer)
B1282	Air mix actuator (potentiometer)

B1283	Air mix actuator (potentiometer)
B1947	Evaporator temperature sensor
B2014	Evaporator temperature sensor
B2832	Airflow mode actuator (motor lock)
B2834	Air mix actuator (motor lock)
U0140	CAN communication system
U0155	CAN communication system
U0184	CAN communication system
U0516	CAN communication system









Restraints


DTC	System malfunction location
WDS	
B1046	Driver-side curtain air bag module and other air bag module circuits short
B1047	Driver-side side air bag module and other air bag module circuits short
B1048	Passenger-side air bag module (inflator No.1) and other air bag module circuits short
B1049	Passenger-side pre-tensioner front buckle and other air bag module circuits short
B104B	Driver-side side air bag sensor and other sensor circuits short to power supply
B104C	Passenger-side side air bag sensor and other sensor circuits short to power supply
B104D	Crash zone sensor and other sensor circuits short to power supply
B104E	Driver-side side air bag sensor circuit open or short
B104F	Passenger-side side air bag sensor (internal circuit abnormal)
B1050	Passenger-side side air bag sensor circuit open or short
B1051	Driver-side side air bag sensor (internal circuit abnormal)
B1053	Driver-side front buckle switch and other sensor circuits short to power supply
B1054	Driver-side pre-tensioner front buckle and other air bag module circuits short
B1055	Passenger-side side air bag module and other air bag module circuits short
B1056	Passenger-side curtain air bag module and other air bag module circuits short
B1057	Driver-side air bag module (inflator No.1) and other air bag module circuits short
B1058	Driver-side air bag module (inflator No.2) and other air bag module circuits short
B1059	Passenger-side air bag module (inflator No.2) and other air bag module circuits short
B105A	SAS control module activation (deployment) control frequency error
B1231	SAS control module activation (deployment) control freeze
B1317	SAS control module power supply voltage increases (16.1 V or more)
B1318	SAS control module power supply voltage decreases (less than 9 V)
B1342	SAS control module
B1877	Driver-side pre-tensioner front buckle circuit resistance high
B1878	Driver-side pre-tensioner front buckle circuit short to power supply
B1879	Driver-side pre-tensioner front buckle circuit short to body ground
B1881	Passenger-side pre-tensioner front buckle circuit resistance high
B1882	Passenger-side pre-tensioner front buckle circuit short to power supply
B1883	Passenger-side pre-tensioner front buckle circuit short to body ground
B1884	Passenger air bag deactivation (PAD) indicator circuit open or short to body ground
B1885	Driver-side pre-tensioner front buckle circuit resistance low

B1886	Passenger-side pre-tensioner front buckle circuit resistance low
B1890	Passenger air bag deactivation (PAD) indicator circuit short to power supply
B1916	Driver-side air bag module (inflator No.1) circuit short to power supply
B1925	Passenger-side air bag module (inflator No.1) circuit short to power supply
B1932	Driver-side air bag module (inflator No.1) circuit resistance high
B1933	Passenger-side air bag module (inflator No.1) circuit resistance high
B1934	Driver-side air bag module (inflator No.1) circuit resistance low
B1935	Passenger-side air bag module (inflator No.1) circuit resistance low
B1936	Driver-side air bag module (inflator No.1) circuit short to body ground
B1938	Passenger-side air bag module (inflator No.1) circuit short to body ground
B1992	Driver-side side air bag module circuit short to power supply
B1993	Driver-side side air bag module circuit short to body ground
B1994	Driver-side side air bag module circuit resistance high
B1995	Driver-side side air bag module circuit resistance low
B1996	Passenger-side side air bag module circuit short to power supply
B1997	Passenger-side side air bag module circuit short to body ground
B1998	Passenger-side side air bag module circuit resistance high
B1999	Passenger-side side air bag module circuit resistance low
B2226	Crash zone sensor (internal circuit abnormal)
B2227	Crash zone sensor (communication error)
B2228	Driver-side air bag module (inflator No.2) circuit short to body ground
B2229	Passenger-side air bag module (inflator No.2) circuit short to body ground
B2230	Driver-side air bag module (inflator No.2) circuit short to power supply
B2231	Passenger-side air bag module (inflator No.2) circuit short to power supply
B2232	Driver-side air bag module (inflator No.2) circuit resistance high
B2233	Passenger-side air bag module (inflator No.2) circuit resistance high
B2234	Driver-side air bag module (inflator No.2) circuit resistance low
B2235	Passenger-side air bag module (inflator No.2) circuit resistance low
B2432	Driver-side front buckle switch circuit open
B2433	Driver-side front buckle switch circuit open or short to power supply
B2434	Driver-side front buckle switch circuit short to body ground
B2435	Driver-side front buckle switch circuit resistance not within specification
B2477	Configuration error
B2773	Driver-side curtain air bag module circuit resistance low
B2774	Driver-side curtain air bag module circuit resistance high
B2775	Driver-side curtain air bag module circuit short to body ground
B2776	Driver-side curtain air bag module circuit short to power supply
B2777	Passenger-side curtain air bag module circuit resistance low
B2778	Passenger-side curtain air bag module circuit resistance high
B2779	Passenger-side curtain air bag module circuit short to body ground
B2780	Passenger-side curtain air bag module circuit short to power supply
B2855	Crash zone sensor circuit short
B2856	Crash zone sensor ID mismatch
B2886	Passenger-side side air bag sensor ID mismatch

B2887	Driver-side side air bag sensor ID mismatch
U2017	Driver-side side air bag sensor (communication error)
U2018	Passenger-side side air bag sensor (communication error)

Immobilizer ODB

DTC				Detection condition
Security light flashing pattern		WDS		
		Instrument cluster	PCM	
11		B1681	P1260	No detected communication with the coil
12		B2103	P1260	<ul style="list-style-type: none">• Coil antenna malfunction• The PCM determined a malfunction in the coil antenna even though it is normal.
13		B1600	P1260	The key ID number data cannot be read.
		B2431	P1260	Key ID number registration error
14		B1602	P1260	The instrument cluster cannot read key ID number data normally.
15		B1601	P1260	The instrument cluster has detected unregistered key ID number.
16		U2510	P1260	Communication error between the instrument cluster and the PCM (no response)
		U1147	P1260	Communication error between the instrument cluster and the PCM (mismatched conditions)
21		B1213	P1260	Only one key ID number is registered.
22		B2141	P1260	Communication error between the instrument cluster and the PCM (data transfer error)

23		B2139	P1260	ID number data in the PCM and the instrument cluster do not match.
Not illuminated		B1342	-	Instrument cluster malfunction

Multiplex Communication System

DTC	Malfunction location	DTC output module
U0073	CAN system communication error	<ul style="list-style-type: none"> • PCM • EHPAS control module • Instrument cluster SAS control module
U0100	Communication error to PCM	<ul style="list-style-type: none"> • EHPAS control module • Instrument cluster
U0121	Communication error to DSC HU/CM or ABS HU/CM	<ul style="list-style-type: none"> • PCM • Instrument cluster
U0131	Communication error to EHPAS control module	Instrument cluster
U0140	Communication error to PJB	<ul style="list-style-type: none"> • Instrument cluster • Climate control unit
U0151	Communication error to SAS control module	Instrument cluster
U0155	Communication error to instrument cluster	<ul style="list-style-type: none"> • PCM • Climate control unit
U0184	Communication error to audio unit (base module)	<ul style="list-style-type: none"> • Instrument cluster • Climate control unit
U0516	CAN system communication error	Climate control unit
U1900	Communication error to PCM	<ul style="list-style-type: none"> • ABS HU/CM (with ABS) • DSC HU/CM (with DSC)
	Communication error to instrument cluster	SAS control module
	CAN system communication error Abnormal message from other modules	PJB
U2012	CAN system communication error	<ul style="list-style-type: none"> • ABS HU/CM (with ABS) • DSC HU/CM (with DSC)
U2023	Abnormal message from PCM	EHPAS control module
U2202	Communication error to PCM	DSC HU/CM (with DSC)
U2516	CAN system communication error	Instrument cluster
U2523	Communication error to PCM	<ul style="list-style-type: none"> • ABS HU/CM (with ABS) • DSC HU/CM (with DSC)

Audio System

Screen display		System malfunction location
DTC (When starting on-board diagnostic test function)	Error message (When error is found)	
09: Er22	-	Base unit (peripheral circuit for tuner)
09: Er20	-	Power supply circuit to base unit
00: Er10	-	Cassette deck communication circuit system
03: Er10	-	CD player communication circuit system

05: Er10	-	CD changer (external) communication circuit system
06: Er10	-	CD changer (upper module) communication circuit system
07: Er10	-	MD player communication circuit system
03: Er01	-	CD player system
03: Er02	CHECK CD	CD player system
03: Er07	CHECK CD	CD player system
00: Er01	-	Cassette deck system
00: Er03	-	Cassette deck system
00: Er04	CHECK TAPE	Cassette tape system
05: Er01	-	CD changer (external) system
05: Er07	CHECK CD	CD changer (external) system
06: Er01	-	CD changer (upper module) system
06: Er02	CHECK CD	CD changer (upper module) system
06: Er07	CHECK CD	CD changer (upper module) system
07: Er01	-	MD player system
07: Er02	CHECK MD	MD player system
07: Er07	CHECK MD	MD player system
07: Er08	CHECK MD	MD system
10: Er01	-	MP3 applicable CD player system
10: Er02	CHECK CD	MP3 applicable CD player system
no Er	-	No DTCs stored

Instrument Cluster

DTC	Description
B1342	Instrument cluster malfunction
B2477	Configuration error

PJB

DTC No.	Description	Detection condition
B1002	Auto leveling function failure	Open circuit or short to power supply in wiring harness between PJB and auto leveling control control module
B1014	Rain sensor error	Rain sensor internal malfunction
B1311	Unlock switch circuit open	Open circuit in wiring harness between PJB and driver-side door lock-link switch (unlock signal)
B1317	Battery voltage high	Input voltage from the battery is excessively high
B1318	Battery voltage low	Input voltage from the battery is excessively low
B1320	Door ajar LF circuit open	Open circuit in wiring harness between PJB and front door latch switch (driver-side)
B1328	Door ajar RF circuit open	Open circuit in wiring harness between PJB and front door latch switch (passenger-side)
B1336	Door ajar RR circuit open	Open circuit in wiring harness between PJB and rear door latch switch (RH)
B1342	ECU is faulted	PJB microcomputer malfunction

B1345	Heated backlite input circuit short to ground	Short to GND in wiring harness between PJB and climate control unit (rear window defroster switch)
B1350	Heated backlite relay short to ground	Short to GND or power supply in wiring harness between PJB and rear window defroster relay
B1447	Wiper park sense circuit open	Open circuit in wiring harness between PJB and windshield wiper motor (autostop switch)
B1472	Headlight on status switch input circuit short to ground	Short to GND in wiring harness between PJB and light switch (low beam)
B1502	Light turn signal left circuit short to ground	Short to GND in wiring harness between PJB and turn lights
B1506	Light turn signal right circuit short to ground	Short to GND in wiring harness between PJB and turn switch
B1520	Bonnet latch switch circuit open	Open circuit in wiring harness between PJB and bonnet latch switch
B1547	Power window-suspend control output circuit failure	Open circuit or short to power supply or GND in wiring harness between PJB and power window main switch
B1554	Decklid release circuit short to ground	Short to GND in wiring harness between PJB and trunk lid key cylinder push switch
B1570	Headlight high beam status input circuit short to battery	Short to power supply in wiring harness between PJB and light switch (high beam)
B1572	Door ajar LR circuit open	Open circuit in wiring harness between PJB and rear door latch switch (LH)
B1607	Key illumination circuit short to battery	Short to power supply in wiring harness between PJB and key illumination
B1614	Rear wiper interval switch input circuit short to ground	Short to GND in wiring harness between PJB and rear wiper and washer switch (INT)
B1696	Auto light switch input circuit short to ground	Short to GND in wiring harness between PJB and light switch (AUTO)
B1798	Position lights switch (TNS) input circuit short to ground	Short to GND in wiring harness between PJB and light switch (TNS)
B1812	Backup light switch input circuit short to battery	Short to power supply in wiring harness between PJB and back-up light switch
B1873	Turn signal/hazard power feed circuit short to ground	Short to GND in wiring harness between PJB and hazard warning switch
B2060	Heated backlite indicator circuit failure	Short to power supply in wiring harness between PJB and climate control unit (rear window defroster indicator)
B2095	Reset switch circuit failure	Short to GND in wiring harness between PJB and driver-side door key cylinder switch (unlock)
B2096	Set switch circuit failure	Short to GND in wiring harness between PJB and driver-side door key cylinder switch (lock)
B2114	Front washer switch input circuit short to battery	Short to power supply in wiring harness between PJB and windshield wiper and washer switch (front washer)
B2175	A/C request signal circuit short to ground	Short to GND in wiring harness between PJB and climate control unit (A/C ON request)
B2177	Intruder sensor circuit failure	Intruder sensor malfunction or circuit malfunction
B2180	Front wiper switch (slow) circuit short to ground	Short to GND in wiring harness between PJB and windshield wiper and washer switch (low)
B2181	Front wiper switch (fast) circuit short to ground	Short to GND in wiring harness between PJB and windshield wiper and washer switch (high)
B2212	Panel light control circuit failure	Input voltage from the panel light control switch is excessively low or high

B2254	Front fog light switch failure	Short to GND in wiring harness between PJB and fog light switch
B2258	Headlight washer relay circuit short to battery	Open circuit or short to power supply or GND in wiring harness between PJB and headlight cleaner relay
B2259	Front wiper variable intermittent switch circuit failure	Input voltage from the windshield wiper and washer switch (INT volume or sensitivity adjustment volume) is excessively low or high
B2259	Intermittent wiper circuit short to ground	Short to GND in wiring harness between PJB and windshield wiper and washer switch (INT)
B2259	Trunk lid lock/unlock switch circuit failure	Short to GND in wiring harness between PJB and trunk lid key cylinder switch
B2264	Rear fog light switch short to ground	Short to GND in wiring harness between PJB and rear fog light switch
B2477	Module configuration failure	PJB data configuration error
B2479	Park brake switch circuit open	Open circuit in wiring harness between PJB and parking brake switch
B2555	Dome light output circuit short to battery	Short to power supply in wiring harness between PJB and interior lights
B2574	Driver door lock switch short to ground	Short to GND in wiring harness between PJB and driver-side door lock-link switch
B2665	Battery back sounder circuit failure	Short to power in wiring harness between PJB and theft-deterrent siren
B2694	Intrusion power output failure	Short to power supply or GND in wiring harness between PJB and intruder sensor
B2721	Liftgate/decklid ajar output short to ground	Short to GND in wiring harness between PJB and trunk lid latch switch/liftgate latch switch
B2840	Ambient air thermistor circuit failure	Open circuit or short to power supply or GND in wiring harness between PJB and ambient temperature sensor
B2897	Auto light relay circuit failure	Short to power supply in PJB internal circuit between microcomputer and headlight LO relay
B2898	Right turn signal indicator output failure	<ul style="list-style-type: none"> • Open circuit or short to power supply or GND in wiring harness between PJB and turn light • Turn light bulb malfunction
B2899	Left turn signal indicator output failure	<ul style="list-style-type: none"> • Open circuit or short to power supply or GND in wiring harness between PJB and turn light • Turn light bulb malfunction
B2966	Front washer switch stuck	Windshield washer switch stuck ON position
B2968	Battery back sounder circuit short to ground	Short to GND in wiring harness between PJB and theft-deterrent siren
B2973	Running light relay circuit failure	Short to power supply or GND in PJB internal circuit between microcomputer and running light relay
C1189	Brake fluid level sensor input circuit open	Open circuit in wiring harness between PJB and brake fluid level sensor
P0071	Ambient air temperature sensor range/performance	Input voltage from the ambient temperature sensor is excessively low or high
U2030	Rain sensor communication fault	Communication error to rain sensor

×: Applicable

-: Not applicable

Traction Control / Dynamic Stability Control

WDS or equivalent	System malfunction location
B1317	Power supply system
B1318	Power supply system
B1342	DSC HU/CM (internal malfunction)
B2141	Vehicle data not recorded
B2741	Combined sensor (internal malfunction)
C1093	DSC OFF switch
C1095	Pump motor, motor relay
C1141	LF ABS sensor rotor
C1142	RF ABS sensor rotor
C1143	LR ABS sensor rotor
C1144	RR ABS sensor rotor
C1145	RF ABS wheel-speed sensor
C1155	LF ABS wheel-speed sensor
C1165	RR ABS wheel-speed sensor
C1175	LR ABS wheel-speed sensor
C1233	LF ABS wheel-speed sensor/ABS sensor rotor
C1234	RF ABS wheel-speed sensor/ABS sensor rotor
C1235	RR ABS wheel-speed sensor/ABS sensor rotor
C1236	LR ABS wheel-speed sensor/ABS sensor rotor
C1267	DSC HU/CM (internal malfunction)
C1277	Steering angle sensor
C1279	Combined sensor system
C1280	Combined sensor system
C1281	Combined sensor system
C1282	Combined sensor system
C1288	Brake fluid pressure sensor
C1295	Steering angle sensor
C1306	Steering angle sensor
C1307	Steering angle sensor
C1440	Brake fluid pressure sensor
C1446	Brake switch
C1470	TCS control system
C1730	Brake fluid pressure sensor power supply system
C1994	TCS/DSC control system
C2778	Combined sensor system
C2785	Combined sensor system (unperformed initialization procedure)
U1900	CAN line
U1901	Combined sensor system (CAN2 line malfunction)
U2012	CAN line
U2023	CAN line
U2202	CAN line
U2523	CAN line
U2527	Combined sensor system (CAN2 line malfunction)