

Customer Information - Changes in System Operation After Bluetooth HandsFree Module Replacement

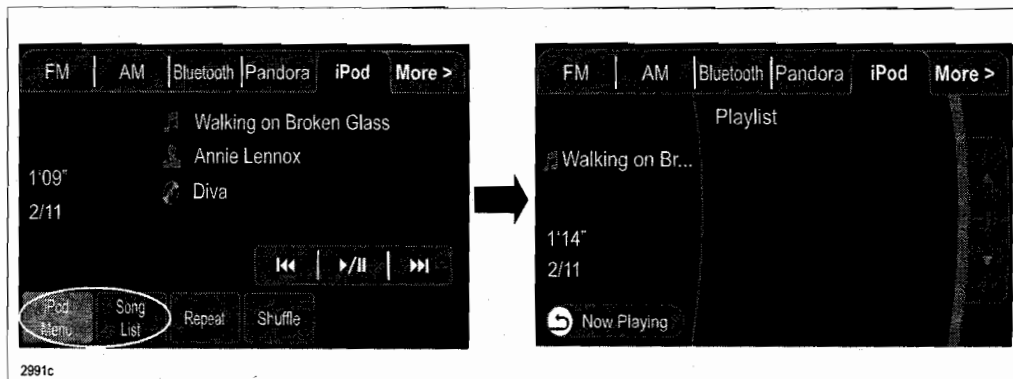
Changes for all media devices

1. Playback will start with the song that was last playing in the vehicle, even if the device was playing a different track outside the vehicle.
2. After the ignition is turned ON, the screen will display "1/1" instead of "1/12" (for example). "1/1" will continuously be displayed until loading is completed.

NOTE: A device with a large number of files will take longer to catalogue (and load) than one with a smaller number of files.



3. A blank playlist is displayed if the iPod menu or the Song List button is tapped during cataloguing. The screen will not change automatically, even after the cataloguing is finished. If the iPod Menu or the Song List button is tapped again, the display returns to normal.



4. RPT (Repeat) and RDM (Shuffle) do not function during cataloguing, and selection of Playlist/Artist/Album/Genres using Voice Recognition is not possible.



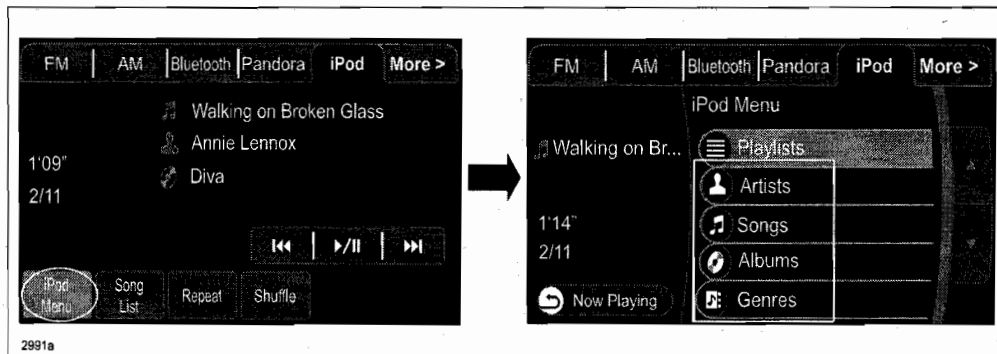
NOTE: Use of an Apple device with iOS8 may cause operational concerns. Refer to the following web sites to confirm the compatibility of your device.

US,MEX:http://infotainment.mazdahandsfree.com/vehicle_select?language=en-US

CANADA:http://infotainment.mazdahandsfree.com/vehicle_select?language=en-CA

Changes for Apple® device only

1. Playback will start from the first song on the device after the ignition is turned OFF if you select the Playlist category of the iPod menu. To start playback from the last playing song after the ignition is turned OFF, select a different category other than Playlists, such as Artists, Songs, etc.



2. "SMS/Text - Receive Message" and "SMS/Text - Notification" are now available. The other functions are still not available as before.

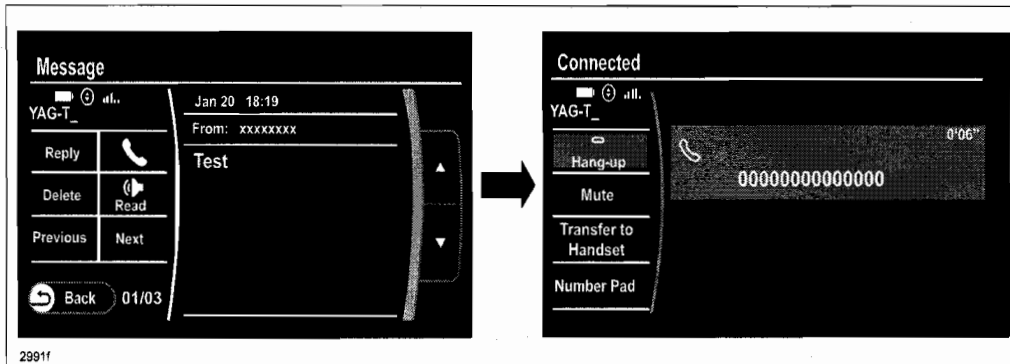
MESSAGING

- ✓ SMS/Text - Receive Message
- ✗ SMS/Text - Send Message
- ✓ SMS/Text - Notification
- ✗ Email - Receive Message
- ✗ Email - Send Message
- ✗ Email - Notification

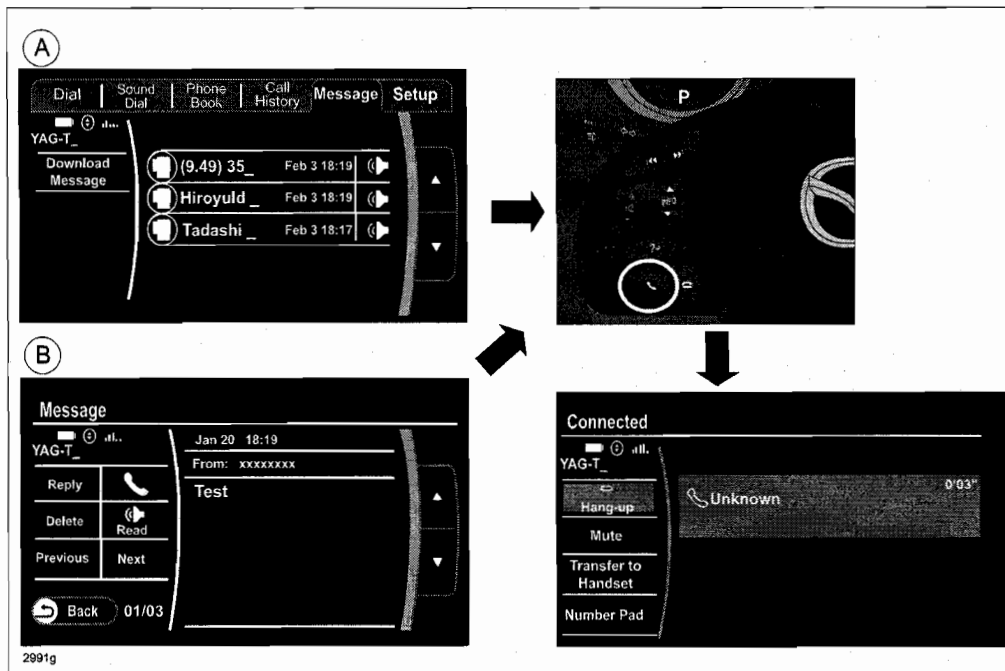
2991e

NOTE:

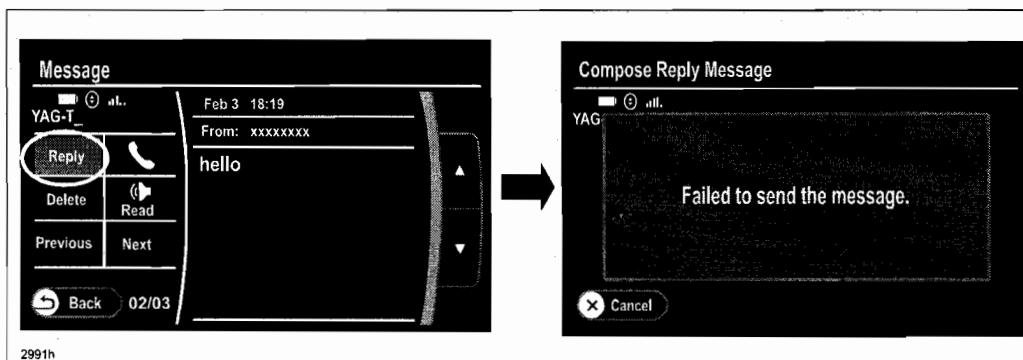
- **When a SMS is received from a telephone number registered in the contact list:**
 - Calls cannot be made by pushing the "Receiver" button. "000000000000" is displayed on the screen.



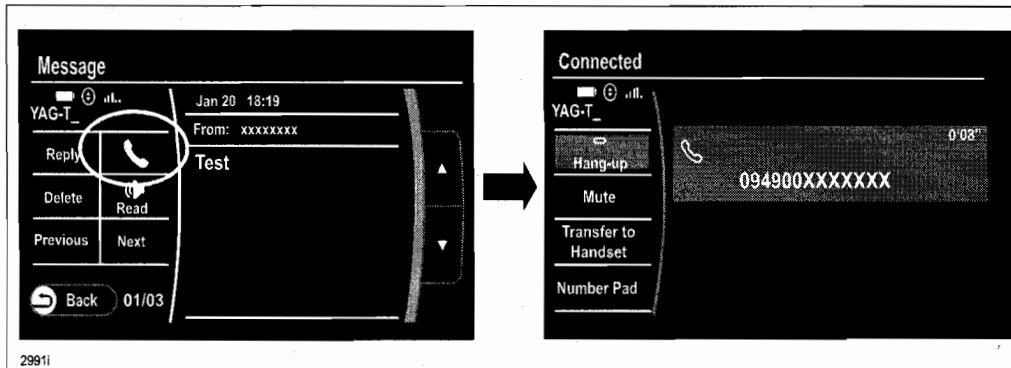
- Calls cannot be made even if you touch the "Speaker" button on the "Message" screen (A) or the "MessageRead" screen (B) and then push the pick-up button during VoicePrompt. No telephone number (Unknown) is displayed on the "Calling" screen.



- The "Reply" button on the "Message" screen cannot be used (does not function).



- **When a SMS is received from a telephone number NOT registered in the contact list:**
 - The system will dial an incorrect telephone number if you push the “Receiver” button on the “Message” screen,.



- The “Reply” button on the “MessageRead” screen does not function (Restriction by iPhone).

