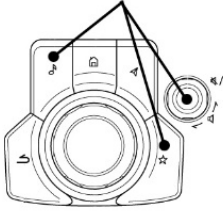

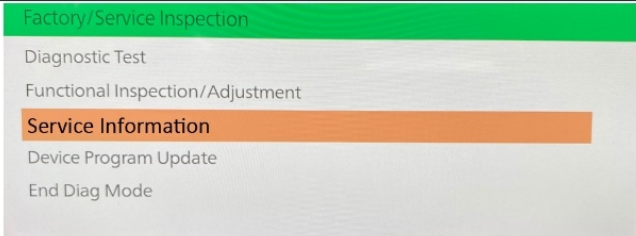
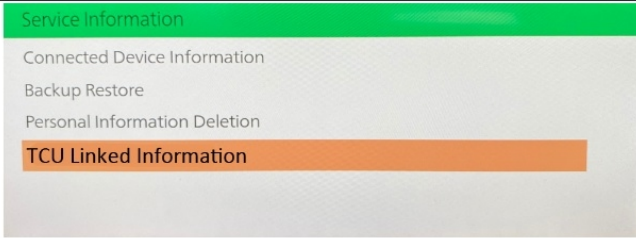


	CX-5 and CX-9	CX-30 and Mazda3
<p>a. Press and hold the Volume knob, then press and hold the Entertainment and Favorite buttons at the same time for 3-5 seconds and the Factory/Service Inspection screen will appear.</p>		
<p>b. Select Service Information.</p>		
<p>c. Select TCU Linked information.</p>		
<p>d. Scroll down to TCU Software Version and confirm the software version is at:</p> <p><b>EXAMPLES only..</b></p> <ul style="list-style-type: none"> <li>• 10020 or later for CX-5 and CX-9</li> <li>• 1000 4 or later for CX-30 and Mazda3</li> </ul> <p><b>IF YOUR TCU SOFTWARE VERSION NUMBER IS BELOW WHAT CURRENTLY IS AVAILABLE THEN CAR SHOULD BE MANUALLY UPDATED TO LATEST DEALER VERSION FOR SPECIFIC MAZDA MODEL.</b></p>	