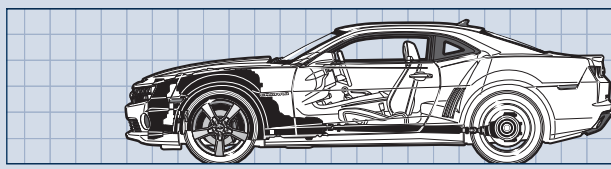


Chevrolet

# Camaro SS Coupe

Chevrolet Motor Division, 30007 Van Dyke Rd., Warren, Mich. 48090;  
www.chevrolet.com



SCALE: 10 IN. (254MM) DIVISIONS • DRAWINGS BY TIM BARKER

## Chevrolet Camaro SS

## Ford Mustang GT

### GENERAL DATA

	Chevrolet Camaro SS	Ford Mustang GT
<b>List price</b>	<b>\$33,745</b>	<b>\$32,845</b>
<b>Price as tested</b>	<b>\$36,265</b>	<b>\$39,680</b>
	Price as tested incl std equip. (ABS, dual front & side curtain airbags, yaw & traction control, limited slip differential, Brembo brakes, AM/FM/CD/MP3/SAT, a/c, cruise control; pwr windows, mirrors & door locks), RS pkg (20-in. wheels, HID lights w/halo rings, unique taillamps & roof molding) \$1200, polished wheel finish (\$470), dest charge (\$850).	Price as tested incl std equip. (ABS, dual front & side curtain airbags, yaw & traction control, limited slip differential, AM/FM/CD/MP3/SAT, Sync, a/c, cruise control; pwr windows, mirrors & door locks), glass roof (\$1995), Brembo pkg (\$1695), comfort pkg (\$595), HID lights (\$525), security (\$395), 3.73:1 final drive (\$395), backup camera (\$385), dest charge (\$850).
<b>Curb weight</b>	3870 lb	3665 lb
<b>Test weight</b>	4035 lb	3830 lb
<b>Weight dist (w/ driver), f/r, %</b>	52/48	54/46
<b>Wheelbase</b>	112.3 in.	107.1 in.
<b>Track, f/r</b>	63.7 in./63.7 in.	62.3 in./62.9 in.
<b>Length</b>	190.4 in.	188.1 in.
<b>Width</b>	75.5 in.	73.9 in.
<b>Height</b>	54.2 in.	56.1 in.

### ENGINE

Type	aluminum block & heads, ohv V-8	aluminum block & heads, dohc 4-valve/cyl V-8
<b>Displacement</b>	376 cu in./6162 cc	302 cu in./4951 cc
<b>Bore x stroke</b>	4.06 x 3.62 in./103.3 x 92.0 mm	3.63 x 3.65 in./92.2 x 92.7 mm
<b>Compression ratio</b>	10.7:1	11.0:1
<b>Horsepower (SAE)</b>	426 bhp @ 5900 rpm	412 bhp @ 6500 rpm
<b>Torque</b>	420 lb-ft @ 4600 rpm	390 lb-ft @ 4250 rpm
<b>Redline/limiter</b>	6500/6600 rpm	6800/7000 rpm
<b>Fuel injection</b>	elect. sequential port	elect. sequential port
<b>Rec fuel</b>	premium	premium

### CHASSIS & BODY

<b>Layout</b>	front engine/rear drive	front engine/rear drive
<b>Body/frame</b>	unit steel	unit steel, aluminum hood
<b>Brakes Front:</b>	14.0-in. vented discs/4-piston, fixed calipers	14.0-in. vented discs/4-piston fixed calipers
<b>Rear:</b>	14.4-in. vented discs/4-piston fixed calipers; vac assist, ABS	11.8-in. vented discs/2-piston sliding calipers; vac assist, ABS
<b>Wheels</b>	cast alloy; 20 x 8 f, 20 x 9 r	cast alloy, 19 x 9
<b>Tires</b>	Pirelli P Zero; 245/45ZR-20 f, 275/40ZR-20 r	Pirelli P Zero, 255/40ZR-19
<b>Steering</b>	rack & pinion, hydraulic assist	rack & pinion, electric assist
<b>Steering ratio</b>	16.1:1	15.6:1
<b>Turns lock to lock</b>	2.5	2.6
<b>Suspension, f/r</b>	MacPherson struts, lower control arms, coil springs, tube shocks, anti-roll bar/multilink, coil springs, tube shocks, anti-roll bar	MacPherson struts, lower control arms, coil springs, tube shocks, anti-roll bar/live axle, 3-link, Panhard rod, coil springs, tube shocks, anti-roll bar

### ACCOMMODATIONS

<b>Seating capacity</b>	4	4
<b>Head room, f/r</b>	37.5 in./33.5 in.	37.0 in./33.5 in.
<b>Front-seat leg room</b>	43.0 in.	43.5 in.
<b>Rear-seat knee room</b>	19.5 in.	19.5 in.
<b>Trunk space</b>	11.3 cu ft	13.4 cu ft



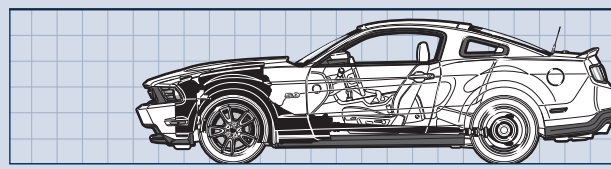
Shell  
**NITROGEN**  
enriched gasoline

The Official Fuel Partner  
of **Road & Track**

Ford

# Mustang GT Premium

Ford Motor Company, P.O. Box 49, Dearborn, Mich. 48121;  
www.ford.com

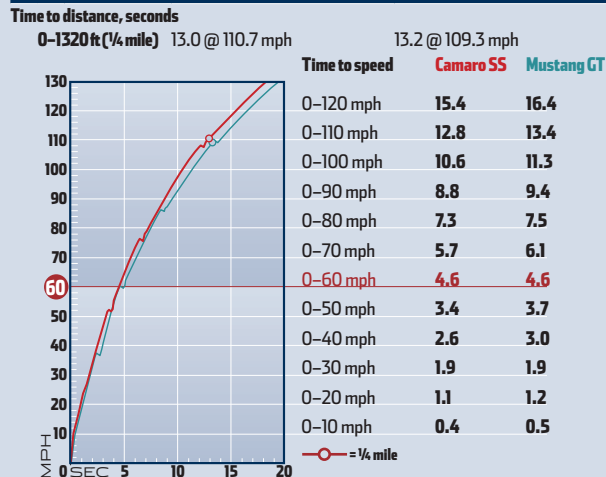


© HACHETTE FILIPACCHI MEDIA U.S., INC./ROAD & TRACK

## Chevrolet Camaro SS

## Ford Mustang GT

### ACCELERATION



### BRAKING

<b>Minimum stopping distance</b>		
<b>From 60 mph</b>	119 ft	116 ft
<b>From 80 mph</b>	209 ft	204 ft
<b>Total swept area</b>	659 sq in.	583 sq in.
<b>Swept area per ton</b>	341 sq in.	318 sq in.

### HANDLING

<b>Lateral accel *</b>	0.88g	0.91g
<b>Balance</b>	moderate understeer	mild understeer
<b>Slalom speed**</b>	68.6 mph	70.6 mph
<b>Balance</b>	moderate understeer	mild understeer

\*200-ft skidpad; \*\*700-ft slalom, 100-ft spacing.

### DRIVETRAIN

<b>Transmission</b>	6-speed manual	6-speed manual
<b>Gear/Ratio/Overall/(Rpm) Mph</b>		
<b>1st,:1</b>	3.01/10.38/(6600) 52	3.66/13.65/(7000) 39
<b>2nd,:1</b>	2.07/7.14/(6600) 76	2.43/9.06/(7000) 59
<b>3rd,:1</b>	1.43/4.93/(6600) 110	1.69/6.30/(7000) 85
<b>4th,:1</b>	1.00/3.45/est (6500) 155*	1.32/4.92/(7000) 108
<b>5th,:1</b>	0.84/2.90/est (5500) 155*	1.00/3.73/(7000) 143
<b>6th,:1</b>	0.57/1.97/est (3700) 155*	0.65/2.42/est (4600) 145*
<b>Final drive ratio</b>	3.45:1	3.73:1
<b>Engine rpm @ 60 mph in top gear</b>	1400 rpm	1900 rpm

\*Electronically limited.

### FUEL ECONOMY

<b>Our driving</b>	16.9 mpg	17.5 mpg
<b>EPA city/highway</b>	16/24 mpg	17/26 mpg
<b>Cruise range</b>	304 miles	263 miles
<b>Fuel capacity</b>	19.0 gal.	16.0 gal.

### INTERIOR NOISE

<b>Idle in neutral</b>	51 dBA	52 dBA
<b>Maximum, 1st gear</b>	86 dBA	80 dBA
<b>Constant 50 mph</b>	67 dBA	69 dBA
<b>Constant 70 mph</b>	72 dBA	74 dBA

### TEST CONDITIONS

<b>Temperature</b>	63° F	<b>Elevation</b>	350 ft	<b>Location</b>	Irvine, California
<b>Humidity</b>	44%	<b>Wind</b>	light		